

2J6507BGF-M18-SP

TETRA/UHF and GPS/GLONASS Screw Mount

Key Features

Cable 1: TETRA/UHF

- 380-470 MHz

Cable 2: GPS/GLONASS

- 1575-1610 MHz

Screw Mount

Anti-Rotation Mounting

Ground Plane Dependent

Customizable Cable and Connector

Dimensions \varnothing 136 x 31.5 mm

Certificates: IK09, IP67, IP69K



1. Antenna and electrical specifications

Cable 1

Parameters	TETRA Antenna
Standards	TETRA, UHF
Band (MHz)	390, 420, 460 MHz
Frequency (MHz)	380-470
Return Loss (dB)	~-5.5
VSWR	~4.8:1
Efficiency (%)	~36.8
Peak Gain (dBi)	~-0.2
Average Gain (dB)	~-4.9
Impedance (Ohm)	50
Polarisation	Linear
Radiation Pattern	Omni-Directional
Max. Input Power (W)	50
Connector Type	SMA-Male Standard (Other Connectors Available)
Cable Length	300 cm Standard (Any Cable Length Available)
Cable Type	RG58 Standard (Other Cables Available)

Cable 2

Parameters	GNSS Ceramic Active Antenna	
Standards	GPS/QZSS/Galileo	GLONASS
Band (MHz)	1575	1602
Frequency (Mhz)	1575.42	1598-1606
Patch Size (mm)	25 x 25 x 4	
Passive Gain (dBi)	~3.6	
Impedance (Ohms)	50	
Radiation Pattern	Hemispherical	
Voltage Range (V)	2.7 - 5.5	
Active Gain (dB)	23 @ 3V, 24 @ 5V	
Noise Figure (dB)	1.2	
Current Consumption (mA)	22 @ 5V	
Power Consumption (mW)	max 138mW	
Saw Filter Type	Post-Filter	
Connector Type	SMA-Male Standard (Other Connectors Available)	
Cable Length	300 cm Standard (Any Cable Length Available)	
Cable Type	LMR100 Standard (Other Cables Available)	

Antenna Measurement Conditions:

Mounted on 60 x 60 cm Metal Plate

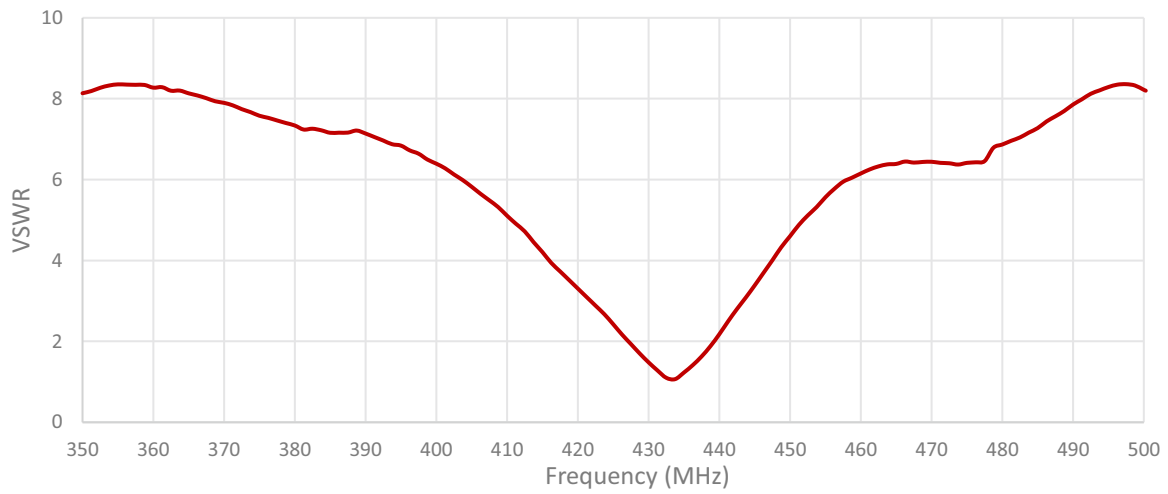
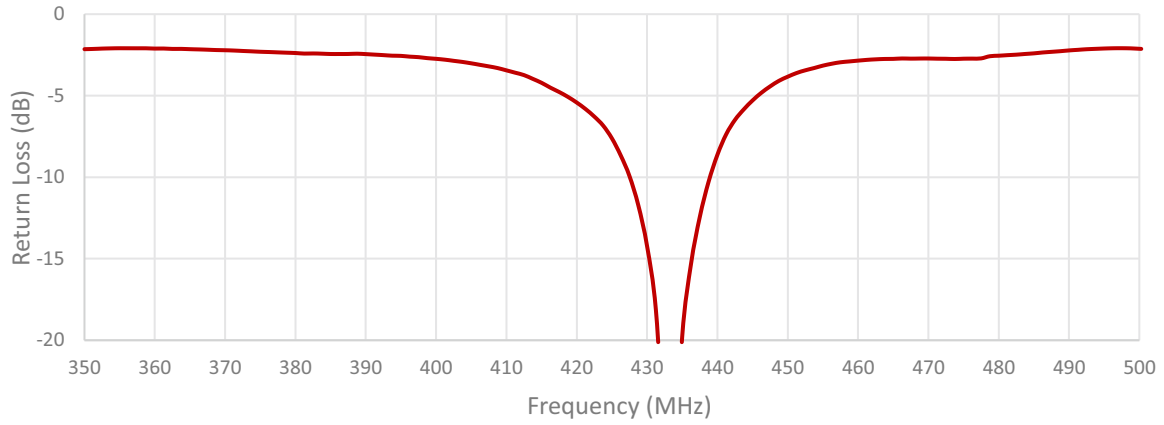
200cm of RG58 Cable

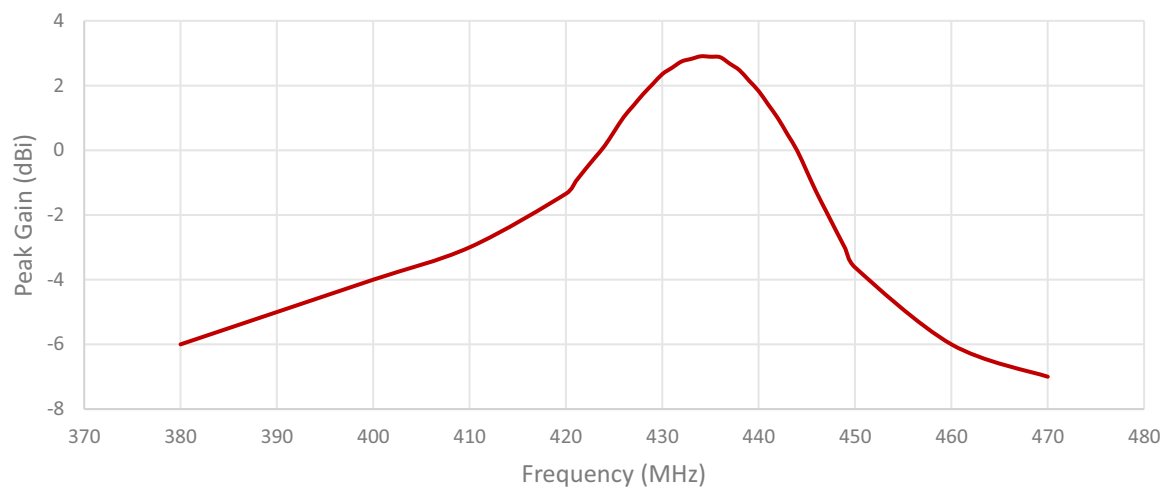
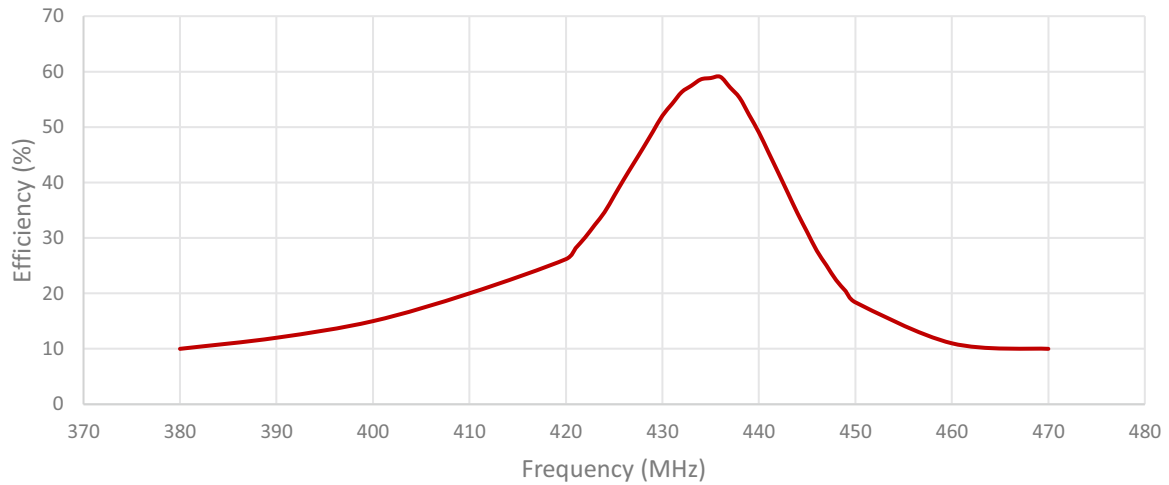
Measured in Certified CTIA 3D Anechoic Chamber

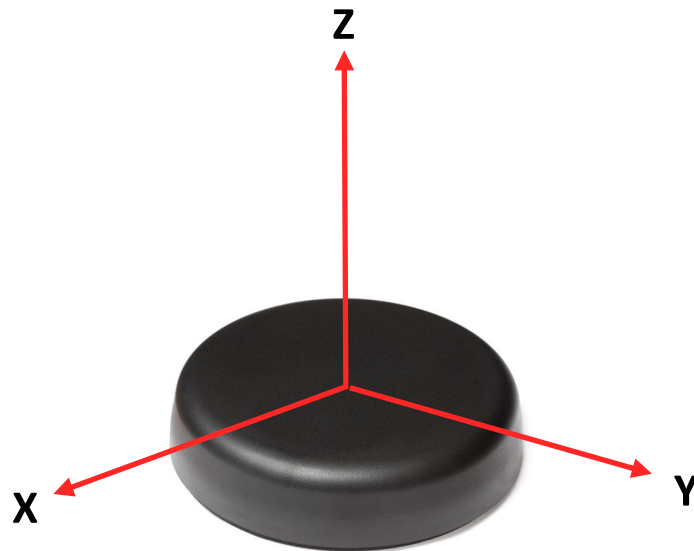
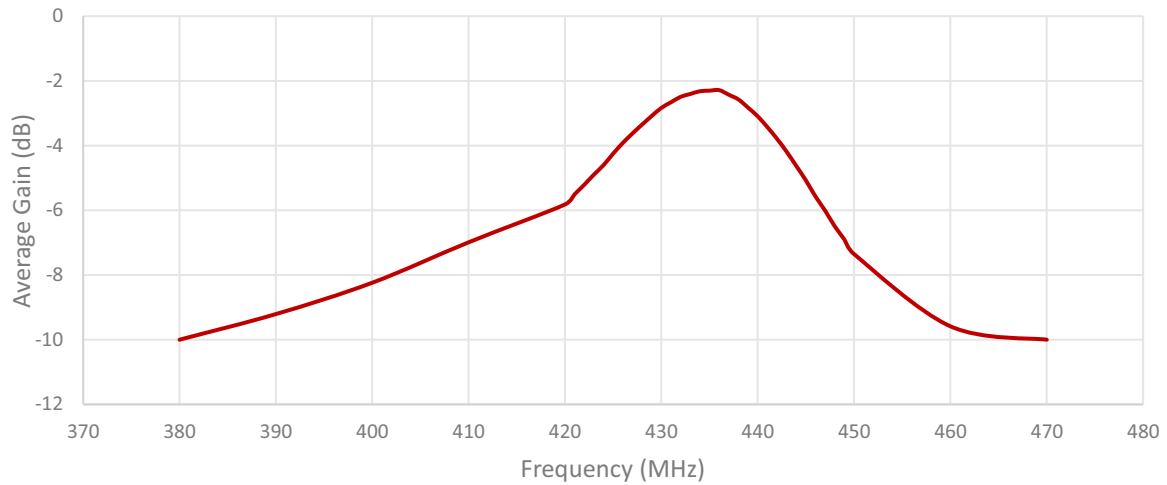
2. Mechanical and environmental specifications

Specifications	2J6507BGF-M18-SP
Mounting Type	Screw Mount
Dimensions (mm)	Ø 136 x 31.5
Max. Tighten Torque (Nm)	6 Nm
Radome	ASA
Radome color	Black
Antenna Base	Zamak
Operating Temperature (C)	-40 to +85
Storage Temperature (C)	-40 to +85
Substance Compliance	RoHS
Certificates	IK09, IP67, IP69K

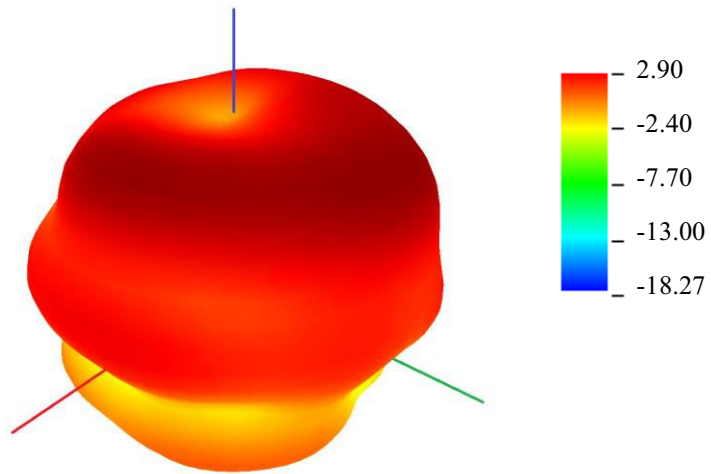
3. Antenna parameters





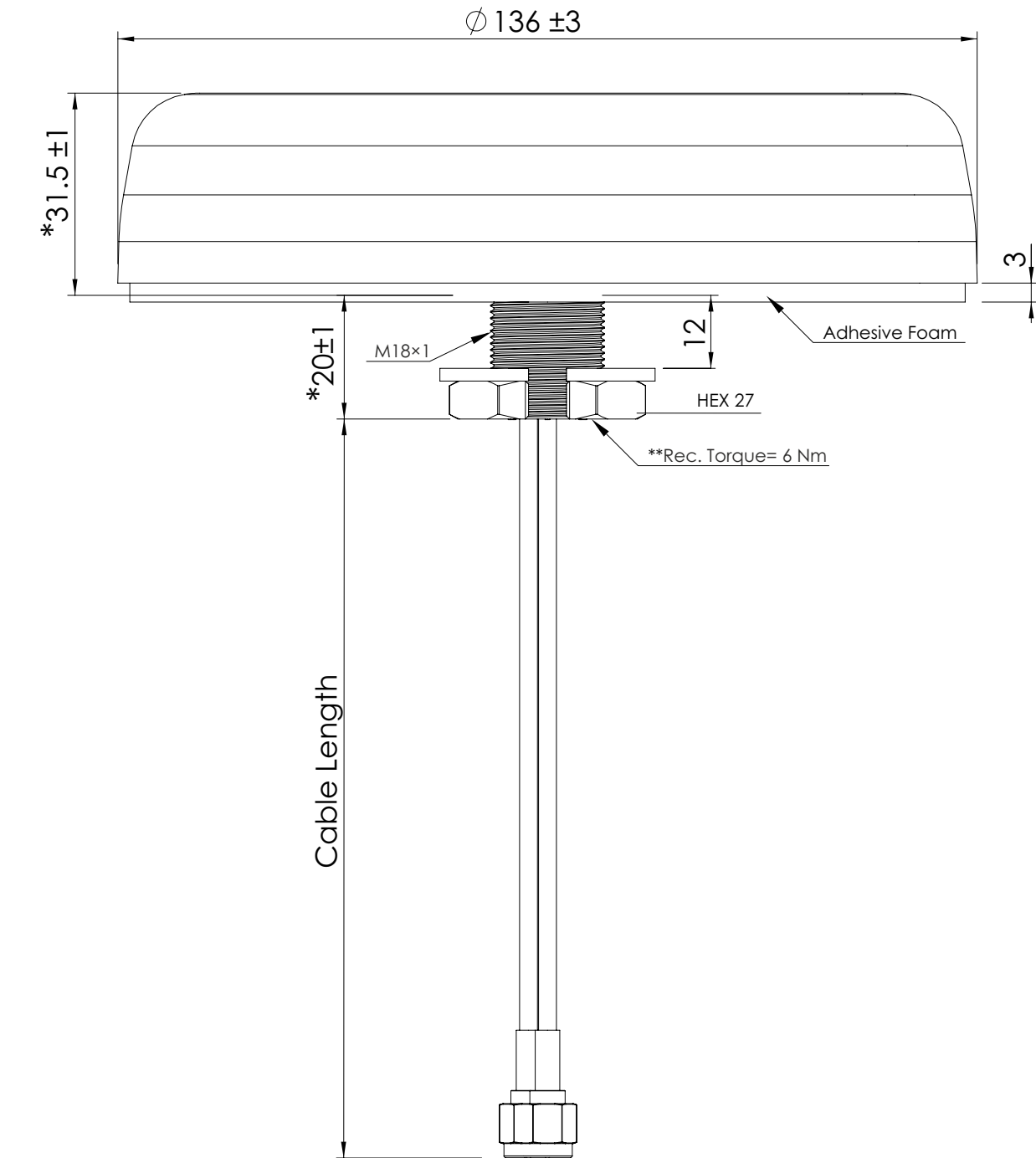


Radiation pattern reference

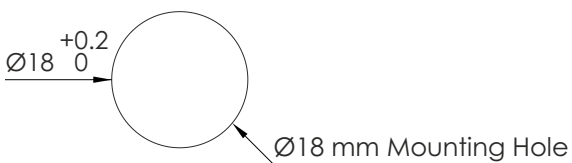


420 MHz Radiation pattern

4. Antenna drawings



Mounting hole



Max. mounting thickness 12mm
 Note: Dimensions are in millimeters
 *Dimensions are after mounting
 **Recommended Torque= 6 Nm

5. Antenna Images

