

2J6552BGF-M18-SP

5GNR, Iridium and GNSS Screw Mount

Key Features

Cable 1: 5GNR

- 617-960 MHz
- 1427-2690 MHz
- 3300-5000 MHz
- 5150-5925 MHz

Cable 2: Iridium

- 1616-1627 MHz

Cable 3: GPS/GLONASS/QZSS/Galileo

- 1575-1606 MHz

Screw Mount

Anti-Rotation Mounting

Ground Plane Independent

Customizable Cable and Connector

Dimensions \varnothing 136 x 31.5 mm

Certificates: IK09, IP67, IP69K



1. Antenna and electrical specifications

Cable 1

Parameters	5GNR Antenna			
Technologies	5G, 4G, 3G and 2G			
Standards	5GNR/4GLTE/FirstNet/CBRS/LPWA/CAT-X/CAT-Mx/CAT-NBx/NB-IoT/3G/2G			
Frequency (MHz)	617-960	1427-2690	3300-5000	5150-5925
Band (MHz)	600, 700, 850, 900	1500, 1600, 1700, 1800, 1900, 2000, 2100, 2300, 2500, 2600	3300, 3500, 3600, 3700, 4500	5200, 5500, 5800
5GNR Bands	n5, n8, 12, n20, n28, n71, n81, n82, n83,	n1, n2, n3, n7, n25, n34, n38, n39, n40, n41, n50, n51, n66, n70, n74, n75, n76, n80, n84, n86	n77, n78, n79	
4GLTE Bands	B5, B6, B8, B12, B13, B14, B17, B18, B19, B20, B26, B27, B28, B29, B44, B67, B68, B71, B85	B1, B2, B3, B4, B7, B9, B10, B11, B21, B23, B24, B25, B30, B32, B33, B34, B35, B36, B37, B38, B39, B40, B41, B45, B50, B51, B65, B66, B69, B70, B74, B75, B76	B22, B42, B43, B48, B49, B52	B46, B47, B252, B255
3GCELL Bands	B5, B6, B8, B12, B13, B14, B19, B20, B26	B1, B2, B3, B4, B7, B9, B10, B11, B21, B25, B32, B33, B34, B35, B36, B37, B38, B39, B40	B22	
2GCELL Bands	710, 750, 810T, 850, 900P, 900E, 900R	1800DCS, 1900PCS		
CDMACELL Bands	BC0, BC2, BC3, BC7, BC9, BC10, BC12, BC18, BC19	BC1, BC4, BC6, BC8, BC13, BC14, BC15, BC16, BC20, BC21		
Return Loss (dB)	~-7.4	~-9.7	~-11.2	~-14.2
VSWR	~3.3:1	~2.3:1	~2.1:1	~1.7:1
Efficiency (%)	~20.7	~18.5	~15.3	~15.9
Peak Gain (dBi)	~-1.7	~-1.7	~-1.3	~-0.6
Average Gain (dB)	~-8.5	~-8.6	~-9.4	~-8.2
Impedance (Ohm)	50			
Polarisation	Linear			
Radiation Pattern	Omni-Directional			
Max. Input Power (W)	25			
Connector Type	SMA-Male Standard (Other Connectors Available)			
Cable Length	300 cm Standard (Any Cable Length Available)			
Cable Type	LL100 Standard (Other Cables Available)			

Antenna Measurement Conditions:

Mounted on 30 x 30 cm Metal Plate

200 cm of LL100 Cable

Measured in Certified CTIA 3D Anechoic Chamber

Cable 2

Parameters	Iridium Antenna
Standards	Iridium
Band (MHz)	1621
Frequency (MHz)	1616-1627
Patch Size (mm)	36 x 36 x 4
Return Loss (dB)	~-18.8
VSWR	~-1.2:1
Efficiency (%)	~76
Peak Gain (dBic)	~4.5
Average Gain (dB)	~-1.1
Impedance	50
Axial Ratio (dB)	3 max
Radiation Pattern	Hemispherical
Polarization	RHCP
Connector Type	SMA-Male Standard (Other Connectors Available)
Cable Length	300 cm Standard (Any Cable Length Available)
Cable Type	LL100 Standard (Other Cables Available)

Cable 3

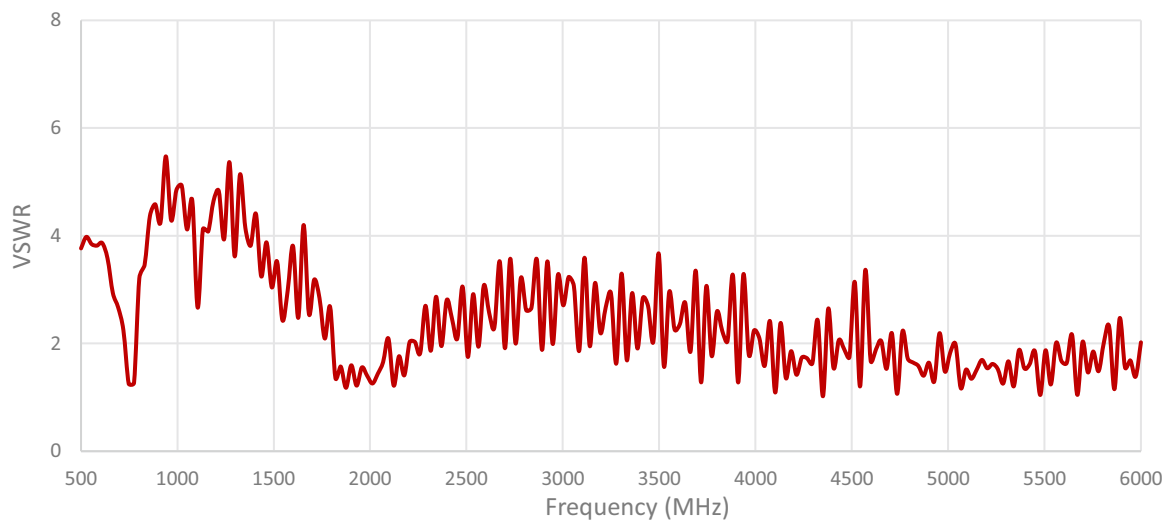
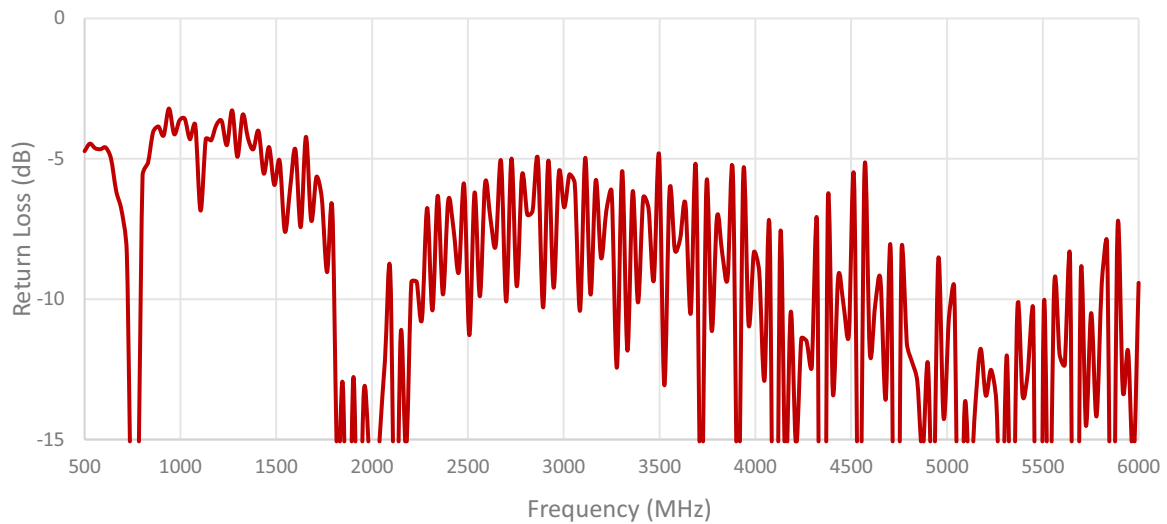
Parameters	GNSS Ceramic Active Antenna	
Standards	GPS/QZSS/Galileo	GLONASS
Band (MHz)	1575	1602
Frequency (Mhz)	1575.42	1598-1606
Patch Size (mm)	25 x 25 x 4	
Passive Gain (dBi)	~3.6	
Impedance (Ohms)	50	
Radiation Pattern	Hemispherical	
Voltage Range (V)	1.5 - 3.6	
Active Gain (dB)	28 @ 2.7 V	
Noise Figure (dB)	1.8 @ 2.7 V	
Current Consumption (mA)	9 @ 2.7 V	
Power Consumption (mW)	24.3 @ 2.7 V	
Saw Filter Type	Pre-Filter	
Connector Type	SMA-Male Standard (Other Connectors Available)	
Cable Length	300 cm Standard (Any Cable Length Available)	
Cable Type	LL100 Standard (Other Cables Available)	

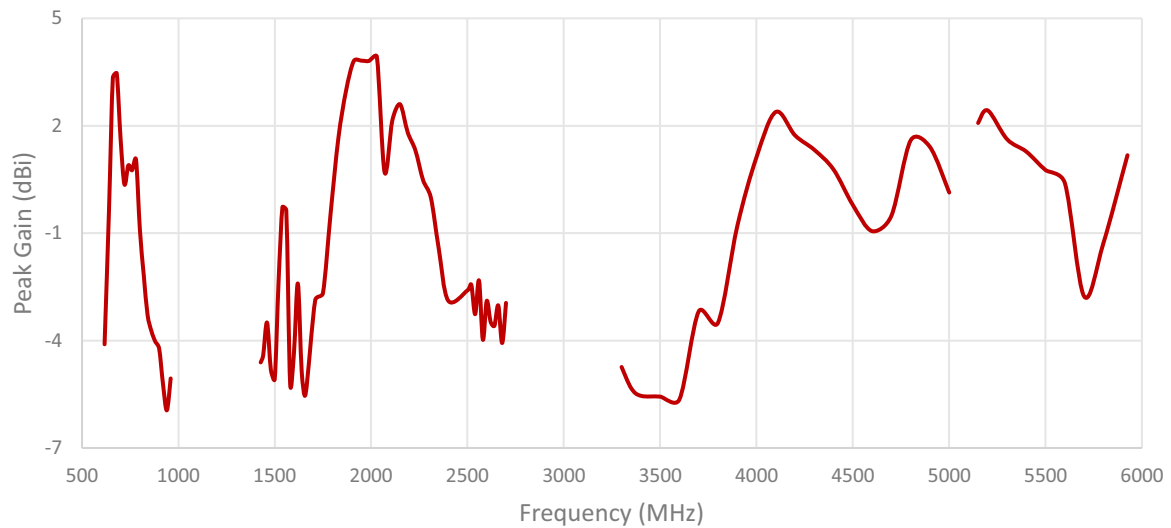
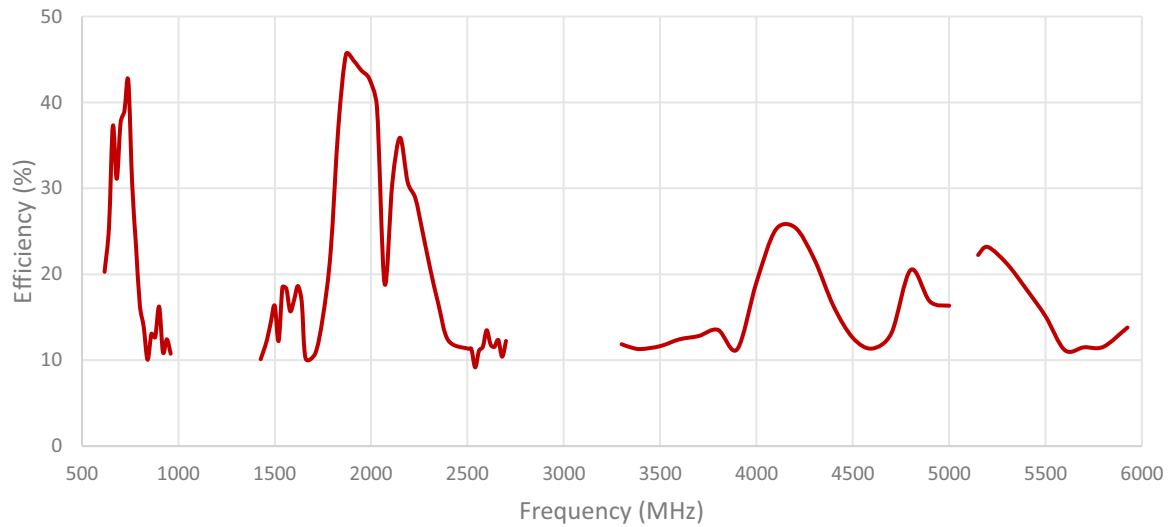
2. Mechanical and environmental specifications

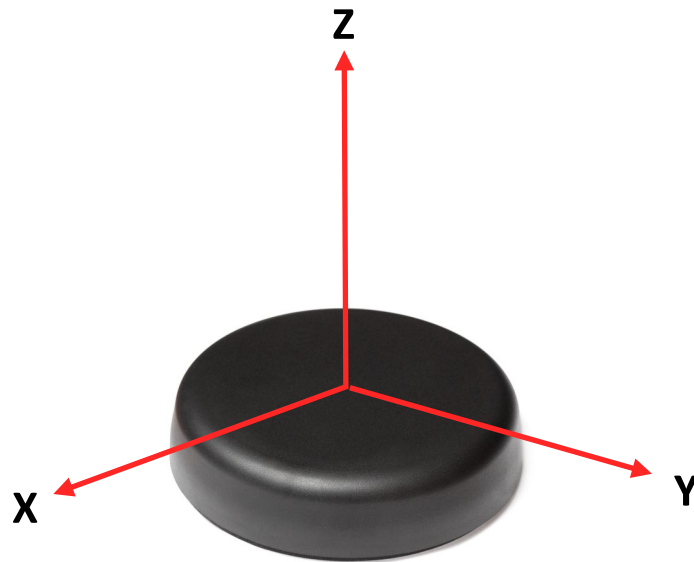
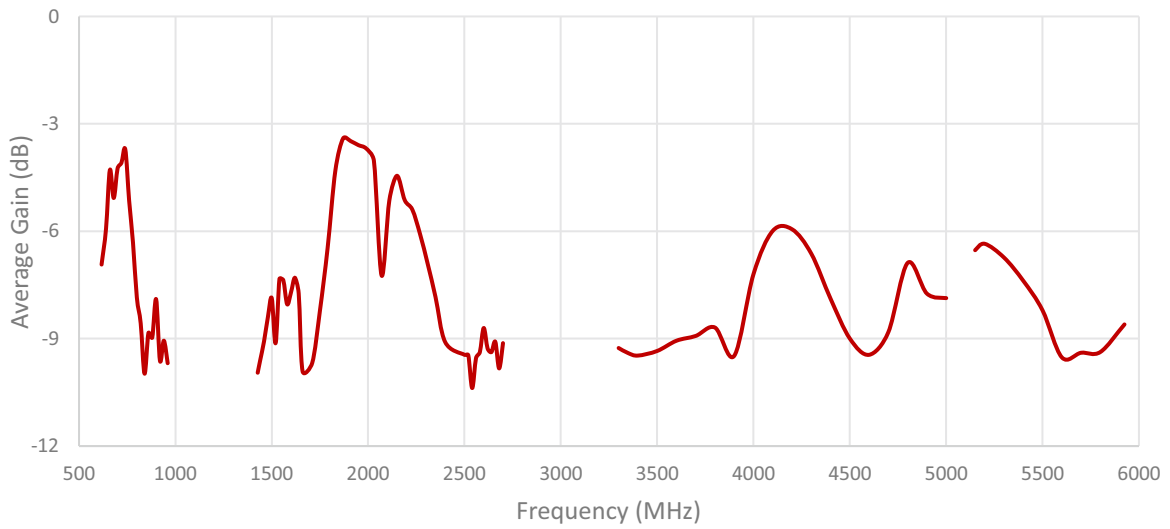
Specifications	2J6552BGF-M18-SP
Mounting Type	Screw Mount
Dimensions (mm)	Ø 136 x 31.5
Max. Tighten Torque (Nm)	6 Nm
Radome	ASA
Radome color	Black
Antenna Base	Zamak
Operating Temperature (C)	-40 to +85
Storage Temperature (C)	-40 to +85
Substance Compliance	RoHS
Certificates	IK09, IP67, IP69K

3. Antenna parameters

Cable 1: 5GNR

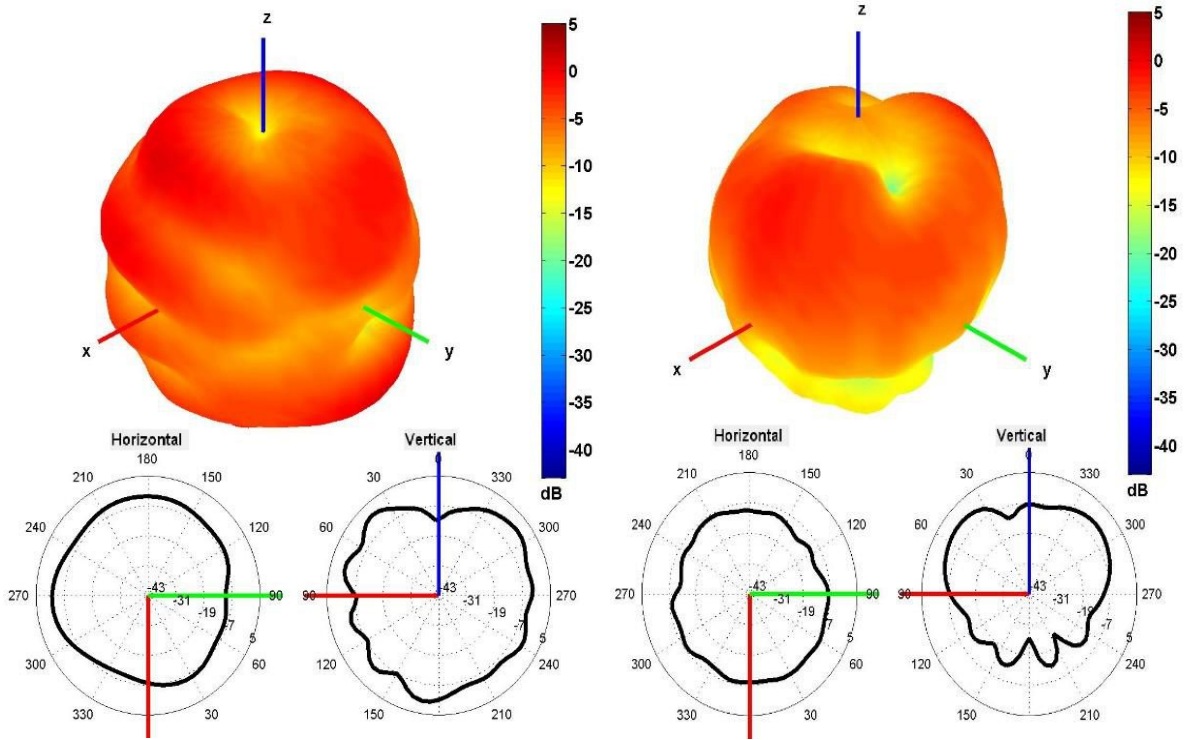




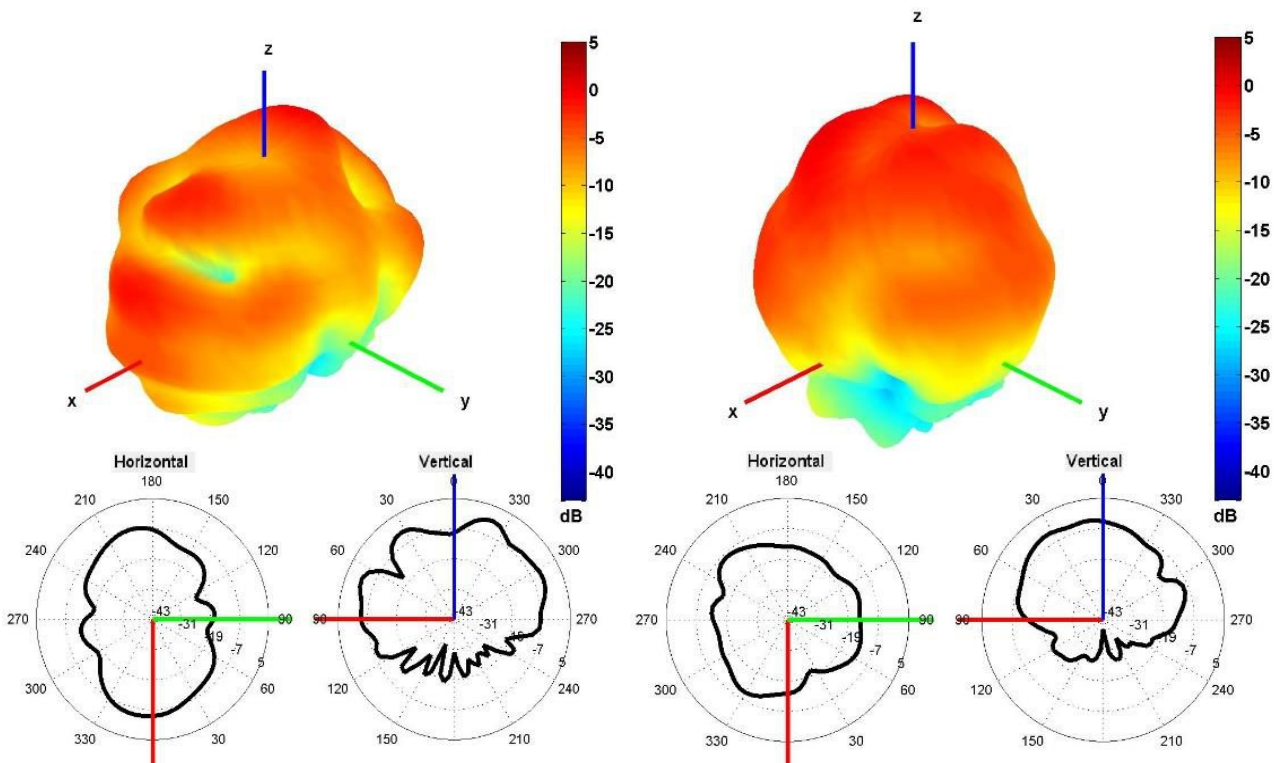


Radiation pattern reference

Cable 1: 5GNR

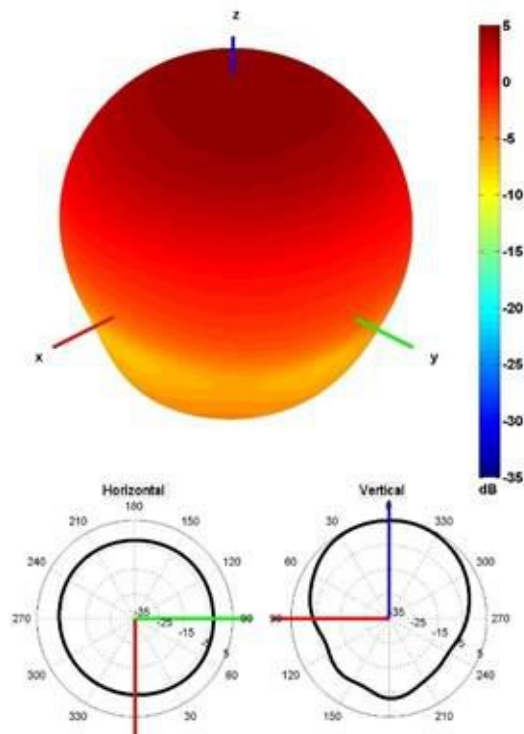


750 and 2500 MHz Radiation pattern



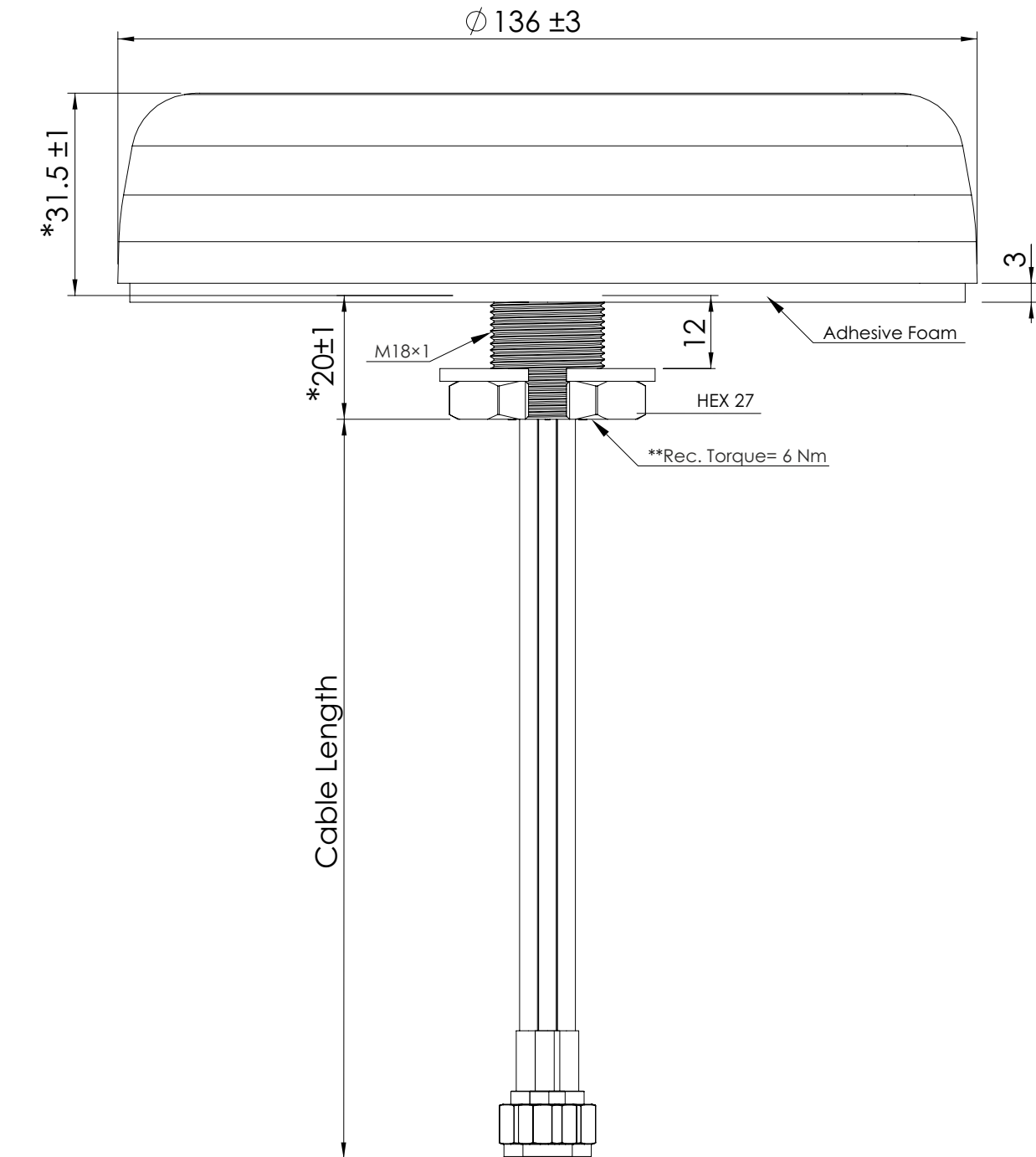
4500 and 5500 MHz Radiation pattern

Cable 3: IRIDIUM

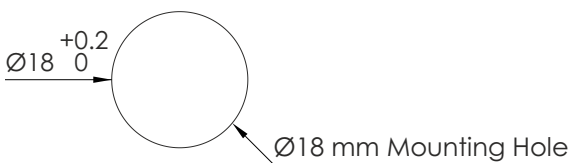


1621 MHz Radiation pattern

4. Antenna drawings



Mounting hole



Max. mounting thickness 12mm
 Note: Dimensions are in millimeters
 *Dimensions are after mounting
 **Recommended Torque= 6 Nm

5. Antenna Images

